



1st Asian Pacific Congress on Bronchology and Interventional Pulmonology

(under the auspices of the World Association for Bronchology)

Program & Abstracts

November 26-27, 2005

Venue:

Makuhari Messe, Chiba, Japan



Congress President
Takehiko Fujisawa, MD



Naritasan Shinshoji Temple



Aqualine



Makuhari Messe

This congress includes the 4th Chiba International workshop on Lung Cancer.

Welcome Message

Dear Colleagues,

We are pleased to invite you to attend the 1st Asian Pacific Congress on Bronchology and Interventional Pulmonology, which will be held in Makuhari Messe, Chiba, Japan on November 26-27, 2005. The recent advances in the field of bronchology have been remarkable, and there has been a growing need for a society devoted to the development of bronchology in the Asia-Pacific region. With the kind support of the Board Members of the World Association of Bronchology, it is an honor that this 1st International Congress will be launched under the auspices of the World Association for Bronchology. This congress will also be co-sponsored by the Japan Lung Cancer Society and the Japan Society for Respiratory Endoscopy.

The aim of our congress is to address the needs of those engaged in the field of bronchology in the areas stretching from the Indian subcontinent in the west, to Japan and the Pacific Islands in the east, China in the north and Australia and New Zealand in the south. We strongly believe that our congress will develop into an international society.

As the theme of the first meeting, we have decided on "Advances in Bronchology and Interventional Pulmonology". The 1st Chiba International Congress will include topics such as endobronchial ultrasound, medical thoracoscopy, video-assisted thoracic surgery, autofluorescence diagnosis, endobronchial therapy, and stenting. Presentations will be made by some of the most experienced doctors from around the world in each field. There will be ample time for discussions between lectures. Abstracts in the field of bronchology are also welcome for oral presentations.

In addition, a training course on the newest modality for diagnosis and staging of the thorax, endobronchial ultrasound guided TBNA(EBUS-TBNA), will be held in the afternoon of the second day. The workshop will not only present the latest instruments and their place in the diagnostic armamentarium, but participants will also have a chance to actually experience the EBUS-TBNA procedure in a hands-on seminar. The most experienced doctors will share their "tips and tricks" during the course.

We are pleased to announce that the 1st APCB will be held with speakers and participants from 22 countries around the world, who will present advances in bronchology and interventional pulmonology.

We look forward to stimulating discussions and informative presentations.

Takehiko Fujisawa, MD
Congress President

1st Asian Pacific Congress on Bronchology and Interventional Pulmonology

Organizing Committee

Congress President

T. Fujisawa (JAPAN)

Honorary Presidents

U.B.S. Prakash (U.S.A)

H. Yoshimura (JAPAN)

Committee Members

S. Abe (JAPAN)
R. Amemiya (JAPAN)
M. Baba (JAPAN)
J. P. Barron (JAPAN)
M. Fukuoka (JAPAN)
T. Goya (JAPAN)
Y. Hosokawa (JAPAN)
N. Ikeda (JAPAN)
M. Kaneko (JAPAN)
H. Kato (JAPAN)
K. Kikuchi (JAPAN)
K. Kobayash (JAPAN)
T. Kondo (JAPAN)
Y. Kusunoki (JAPAN)
N. Kurimoto (JAPAN)
E. Matsui (JAPAN)
T. Miyazawa (JAPAN)
A. Nagai (JAPAN)
H. Nakamura (JAPAN)
K. Ohmori (JAPAN)
H. Osada (JAPAN)
N. Shimizu (JAPAN)
T. Shirakawa (JAPAN)
T. Shirakusa (JAPAN)
Y. Sugiyama (JAPAN)
T. Suzuki (JAPAN)
Y. Takata (JAPAN)
R. Tsuchiya (JAPAN)
H. Wada (JAPAN)
K. Yamaguchi (JAPAN)
A. Yokoyama (JAPAN)

Advisory Board

Teresa M. Argemi Coletas (SPAIN)
Gyorgy Baktai (HUNGARY)
John F. Beamis, Jr. (U.S.A.)
Heinrich Becker (GERMANY)
John R. Benfield (U.S.A.)
Sergio Cavaliere (ITALY)
Henri Colt (U.S.A.)
Denis A. Cortese (U.S.A.)
J. Pablo Diaz-Jimenez (SPAIN)
Jean-Francois Dumon (FRANCE)
Eric S. Edell (U.S.A.)
Armin Ernst (U.S.A.)
Hugo Esteva (ARGENTINA)
Lutz Freitag (GERMANY)
Stefano Gasparini (ITALY)
Felix J. Herth (GERMANY)
Kevin L. Kovitz (U.S.A.)
Mark Krasnik (DENMARK)
Paul A. Kvale (U.S.A.)
Stephen Lam (CANADA)
Atul C. Mehta (U.S.A.)
Sandhya Nanjundiah (INDIA)
Ramon Rami Porta (SPAIN)
Udaya B.S. Prakash (U.S.A.)
David R. Sanderson (U.S.A.)
Tom Gani Sutedja (NETHERLANDS)
Edgar Szekely (HUNGARY)
Hermann Tonn (GERMANY)
Michael Unger (U.S.A.)
Ko-Pen Wang (U.S.A.)

Secretaries General

K. Shibuya (JAPAN)
K. Yasufuku (JAPAN)

Congress Information – for participants –

Date: November 26-27, 2005

Venue: International Conference Hall, Makuhari Messe
2-1 Nakase, Mihama-ku, Chiba City 261-0023 Japan
<http://www.m-messe.co.jp>
TEL: +81-43-296-0001

Official Language: English

Congress President: Takehiko Fujisawa, MD
(Department of Thoracic Surgery, Graduate School of Medicine, Chiba University)

Secretariat Office: 1-8-1 Inohana, Chuo-ku, Chiba City 260-8670 Japan
TEL: +81-43-222-7171
FAX: +81-43-226-2172
E-mail: hai-geka@umin.ac.jp

Registration Fee: ¥20,000, for non-members of the Japan Lung Cancer Society

*Those who register for this congress may also participate in the 46th Annual Meeting of the Japan Lung Cancer Society to be held on November 25-26, 2005.

■For members of the Japan Lung Cancer Society

*Those who register for the 46th Annual Meeting of the Japan Lung Cancer Society may also participate in the APCB.

* This congress includes the 4th Chiba International Workshop on Lung Cancer.

■Welcome Reception

Date: November 26th Time: 19:15~21:00
Venue: Banquet Room Suiho, Hotel New Otani Makuhari 2F
Fee: ¥5,000/person

*If you would like to participate but have not registered yet, please pay at the venue on the day of the event.

■Lunch

Please enjoy the lunch buffet, which is provided free.
Location: 2F Room A (Convention Hall A)
Date: November 27th Time: 12:00~13:00

■Other

Please wear your nametag at all times during the conference.
(At each conference site, your nametag will be checked upon entering.)
Please understand that no smoking is allowed anywhere in the conference hall.

Information for presenters and chairpersons

Instructions for Oral Presentations

■Presentation time

Special invited presenters: 20 minutes for presentation, 5 minutes for Q&A

Other presenters: 8 minutes for presentation, 4 minutes for Q&A

- All oral presentations must be computer based. You must provide your own laptop computer* or external storage media**.

Please come to the PC center for registration at least 40 minutes before your presentation time.

PC center

Location: International Conference Hall 3F 304

Registration: Nov. 26 (Sat) 7:30 ~ 16:00

Nov. 27 (Sun) 7:30 ~ 16:00

* <Presentation Using a Laptop Computer>

Please bring an AC power adapter with your laptop computer (Windows or Macintosh).

If your computer needs conversion cables other than a D-Sub15, please bring the necessary connectors.

Note: Some models of Sony VAIO Note C1/SR/GT/U, Apple iBook G4 and PowerBook G4 may require conversion connectors for screen output.

**<Presentation Using External Storage Media>

Only CD-Rom or USB flash memory devices are accepted. Please note that MO disk and other external storage media cannot be accepted. The Secretariat can only provide a computer with a Windows XP operating system. Authors using a Macintosh operating system will need to ensure that the files are compatible with a Windows environment. Please make all necessary adjustments beforehand.

If movie files or other multi-media files are used in your presentation material, please check them on another PC in advance.

<Preparation of Presentation Material>

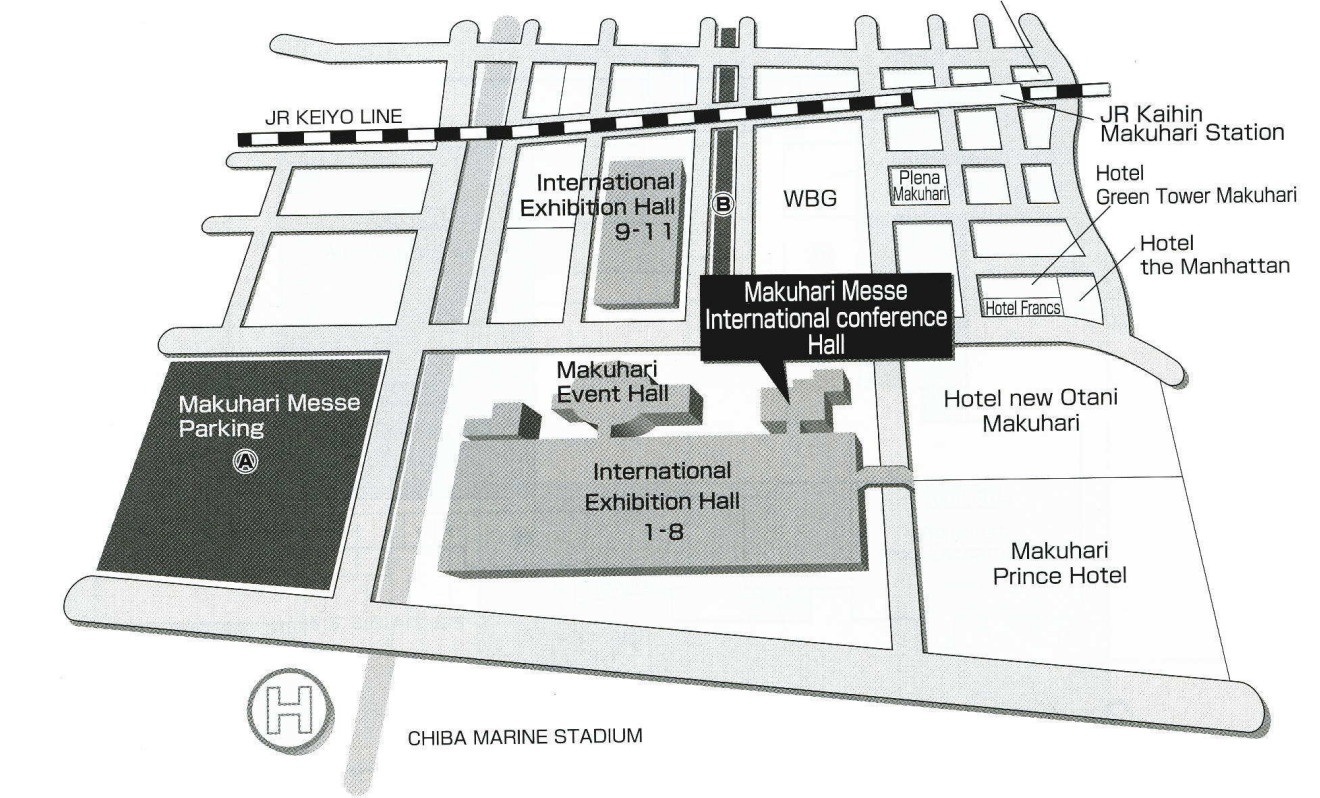
1. The Secretariat can only provide connectors compatible with mini-D-Sub15.
 - To avoid problems, please disable the screen saver and power saving functions beforehand.
 - Although any OS or application may be used, using Windows 98 or later, or Mac OS9 or later is recommended. Do not use old applications such as Persuasion 3.0J or PowerPoint 5.0.
2. We suggest that you use one of the following fonts for the text: Times, Times New Roman, Arial Black, Arial Narrow, Century, Century Gothic, Courier New, Georgia.
3. If movie files or other multi-media files are used within your presentation material, please check them on another PC in advance.

■Language

The official language of this congress is English.

For Chairpersons

The chairperson should visit the registration counter at each symposium site and go to his/her designated seat at least 20 minutes before the start of the symposium



By Train

By Car

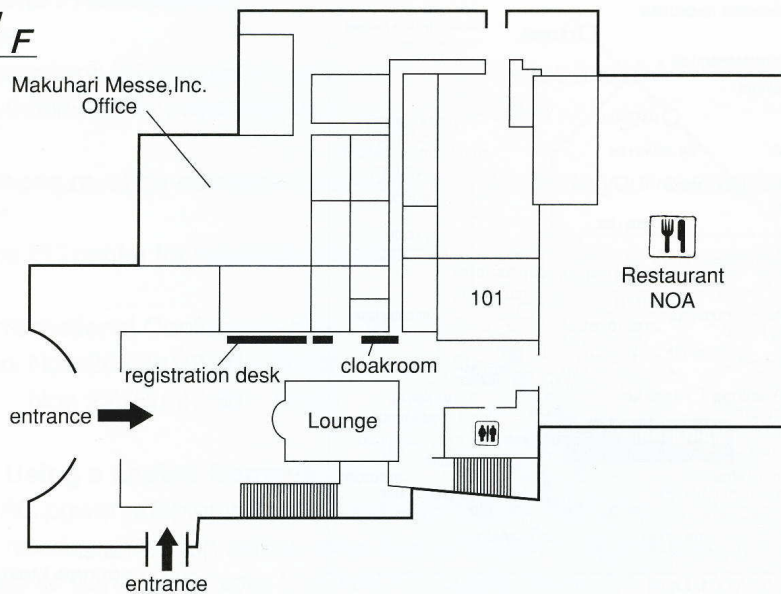
- *Approximately 40 minutes from downtown Tokyo and Haneda Airport
- Approximately 5 minutes from Wangan Chiba Interchange (Higashi-Kanto Expressway)
- *Approximately 30 minutes from Narita International Airport

By Bus

Makuhari Messe International Conference Hall

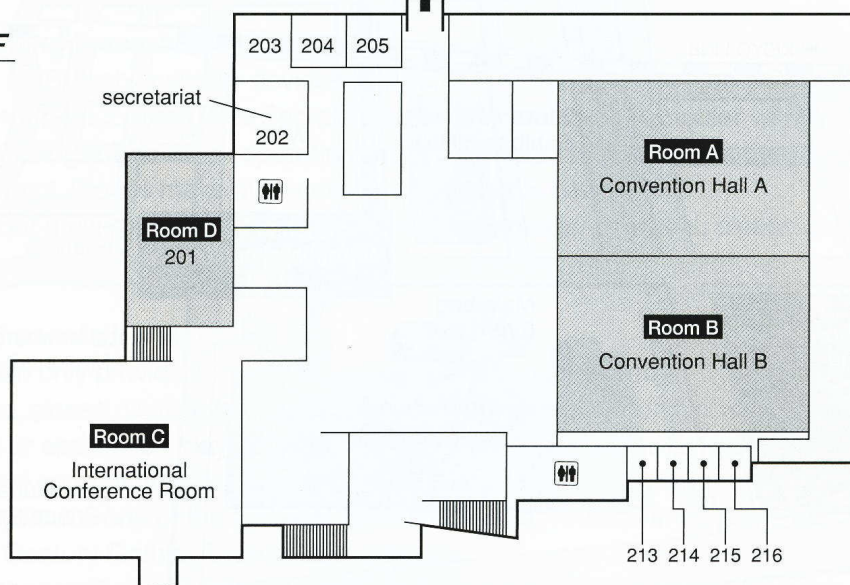
1F

Makuhari Messe, Inc.
Office

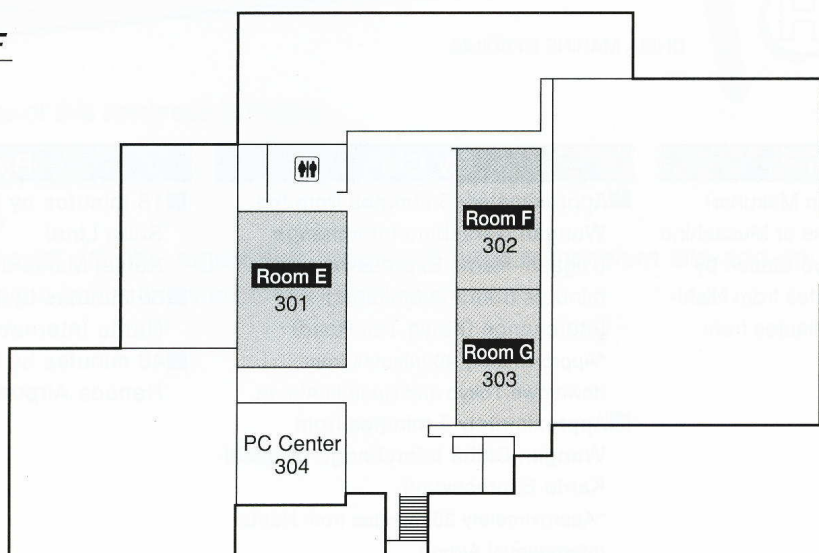


2F

secretariat



3F



Schedule

Day1 November 26

	Room B (Convention) Hall B
14:00	
15:00	Opening Ceremony
16:00	APCB Foundation Lectures (15:15~17:30)
17:00	
18:00	WAB Board of Regents Meeting (17:30~19:00)
19:00	
20:00	Welcome Reception at Hotel New Otani Makuhari (19:15~21:00)
21:00	

Day2 November 27

	Room D (201)	Room E (301)	Room F (302)	Room G (303)
08:30				
09:00			Symposium 3 Endobronchial Ultrasonography-1 (8:30~9:35)	Symposium 9 Diagnostic bronchoscopy / Autofluorescence (8:30~9:45)
10:00	Special lectures (8:30~11:50)		Symposium 4 Endobronchial Ultrasonography-2 (9:35~10:50)	
11:00			Symposium 5 Endobronchial Therapies (10:50~12:05)	Symposium 10 Diagnostic bronchoscopy / Biopsy techniques (9:45~12:10)
12:00				
13:00	Symposium 1 Medical Thoracoscopy / VATS-1 (13:00~14:40)		Symposium 6 Airway stenosis / Stenting-1 (13:00~14:15)	
14:00		EBUS-TBNA Hands-On Training Course (13:00~16:00)	Symposium 7 Airway stenosis / Stenting-2 (14:15~15:15)	
15:00	Symposium 2 Medical Thoracoscopy / VATS-2 (14:40~16:30)		Symposium 8 Endobronchial Therapies/Laser (15:15~16:30)	
16:00				
17:00	Closing Ceremony			

Program

Speakers

Udaya B.S. Prakash(USA)	J.Pablo Díaz-Jiménez (Spain)
Hugo Esteve (Argentina)	Atul C. Mehta (USA)
John F. Beamis, Jr. (USA)	Heinrich Becker (Germany)
Henri Colt (USA)	Stefano Gasparini (Italy)
Stephen Lam (Canada)	Ramon Rami Porta (Spain)
T. Gani Sutedja (Netherlands)	Hermann Tonn (Germany)
Eric S. Edell (USA)	Kevin L Kovitz (USA)
Edgar Szekely (Hungary)	Gyorgy Baktai (Hungary)
Sandhya Nanjundiah (India)	Felix JF Herth (Germany)
Mark Krasnik (Denmark)	John R Benfield (USA)
Adi F. Gazdar (USA)	Jean-Francois Dumon (France)
Narendra Bhatta (Nepal)	David Ivor Fielding (Australia)
Xiaopeng Yao (China)	Qiang Li (China)
Amir M Khoja (India)	H.J.Singh (India)
Edmund Empaces Villaroman (Philippines)	Hojoong Kim (Republic of Korea)
Victor V. Sokolov (Russia)	Pyng Lee (Singapore)
Chung-Jen Huang (Taiwan)	Li-Han Hsu (Taiwan)
Elamin Mahmoud Elamin (USA)	
Yoshinori Aono (Japan)	Hajime Asahina (Japan)
Fumihiko Asano (Japan)	Takehiko Fujisawa (Japan)
Masaki Fujita (Japan)	Tomoko Fukuda (Japan)
Kinya Furukawa (Japan)	Ikuta I Hashimoto (Japan)
Shinobu Hosokawa (Japan)	Yoshifumi Hosokawa (Japan)
Norihiko Ikeda (Japan)	Atsuko Ishida (Japan)
Yoshiki Ishii (Japan)	Shigemi Ishikawa (Japan)
Ryoji Katoh (Japan)	Toshiyuki Kita (Japan)
Teruya Komatsu (Japan)	Noriaki Kurimoto (Japan)
Moto-o Kuroki (Japan)	Katsushi Kurosu Japan)
Hiroyuki Miura (Japan)	Hideki Miyazawa (Japan)
Teruomi Miyazawa (Japan)	Yuka Matsuoka Miyazu (Japan)
Shinji Sasada (Japan)	Takaaki Sasaki (Japan)
Mitsutoshi Shiba (Japan)	Kiyoshi Shibuya (Japan)
Naofumi Shinagawa (Japan)	Taeko Shirakawa (Japan)
Akihiro Takemasa (Japan)	Yuichi Takiguchi (Japan)
Noriaki Tezuka (Japan)	Masahiro Tsuboi (Japan)
Junji Uchida (Japan)	Kazuhiro Yasufuku (Japan)
Yoichi Watanabe (Japan)	

Program

Day 1 November 26		
Room B (Convention Hall B)		
P15	15:15-17:30 APCB Foundation Lectures	Chairpersons Hirokuni Yoshimura / <i>Kitasato University School of Medicine, JAPAN</i> Harubumi Kato / <i>Tokyo Medical University, JAPAN</i> Hugo Esteve / <i>University of Buenos Aires, ARGENTINA</i>

FL-1	1st Asian-Pacific Congress on Bronchology and Interventional Pulmonology	Udaya B. S. Prakash (USA)
FL-2	Advanced Bronchoscopic Techniques for Detection of Preinvasive Lesions and Staging of Lung Cancers	Takehiko Fujisawa(Japan)
FL-3	Role of Flexible bronchoscopy in Solitary Pulmonary Nodule	Actul C. Mehta (USA)
FL-4	Autofluorescence Diagnosis	Stephen Lam (Canada)
FL-5	Bronchoscopic Approaches for Emphysema	Felix JF Herth (Germany)

Day 2 November 27**Room D (201)**

P22 8:30-11:50 Special Lectures	Chairpersons Udaya B.S. Prakash / <i>Mayo Clinic, U.S.A</i> Hiroaki Osada / <i>St. Marianna University School of Medicine, JAPAN</i> Koichi Kobayashi / <i>Keio University, JAPAN</i>
SL-1 Molecular evaluation of early lung cancer and preneoplastic lesions for risk assessment and early diagnosis	Adi F. Gazdar (USA)
SL-2 Early detection and treatment of lung cancer.	Thomas Gani Sutedja (Netherlands)
SL-3 Bronchoscopy in India	Sandhya Nanjundiah (India)
SL-4 Research Funding in Thoracic Oncology	John R. Benfield (USA)
SL-5 The World Bronchology Foundation	J. Pablo Diaz-Jiménez (Spain)
SL-6 Surgical Treatment of Benign Tracheo-esophageal Fistula	Hugo Esteva (Argentina)
SL-7 An X-ray Atlas of Pediatric Pneumology CD show	Edgar Szekely (Hungary)
SL-8 Pediatric bronchoscopy	Gyorgy Baktai (Hungary)

P30 13:00-14:40 Symposium 1: Medical Thoracoscopy / VATS-1	Chairpersons Yoshiki Ishii / <i>Dokkyo University of Medicine, JAPAN</i> Hermann Tonn / <i>Klinikum Hannover Oststadt-Heidehaus, GERMANY</i>
S1-1 Management of Malignant Pleural Effusions	Henri G. Colt (USA) * Invited Presenter
S1-2 Medical Thoracoscopy (MT) Versus Video Assisted Thoracic Surgery (VATS)	Hermann Tonn (Germany) * Invited Presenter
S1-3 Fine Needle Biopsy under Thoracoscopy for Lung Peripheral Neoplastic and Non-neoplastic Lesions	Mitsutoshi Shiba (Japan)
S1-4 Flexirigid thoracoscopy in the diagnosis of pleural effusion of unknown etiology	Atsuko Ishida (Japan)
S1-5 Analysis of Radiation Pleural Effusion in Patients with Lung Cancer.	Ikuta I Hashimoto (Japan)
S1-6 Clinical utility of medical thoracoscopy in diagnosis and treatment of pleural diseases	Yoshiki Ishii (Japan)

P36 14:40-16:30 Symposium 2: Medical Thoracoscopy / VATS-2	Chairpersons Ryosuke Tsuchiya / <i>National Cancer Center Hospital, JAPAN</i> Taeko Shirakawa / <i>St. Marianna University, School of Medicine, JAPAN</i> Ramon Rami Porta / <i>Hospital Mutua de Terrassa, SPAIN</i>
S2-1 Video-assisted thoracoscopic surgery (VATS)	Ramon Rami Porta (Spain) * Invited Presenter
S2-2 Medical Thoracoscopy	Kevin L. Kovitz(USA) * Invited Presenter
S2-3 Evaluation of Extended Lymph Nodes Dissection by VATS (counter approach method)	Ryoji Katoh (Japan)
S2-4 Flex-Rigid Pleuroscopy for the Evaluation of Pleural Effusion: Accuracy, Safety and Outcome	Pyng Lee (Singapore)
S2-5 Pain Control for Pleuroscopic Talc Poudrage: A Novel Method	Pyng Lee (Singapore)
S2-6 Pleurodesis in India	Amir M Khoja (India)
S2-7 Intrapleural chemohyperthermia; its effect to malignant pleural effusion	Moto-o Kuroki (Japan)

Day 2 November 27**Room F (302)****P43 8:30-9:35****Symposium 3:
Endobronchial Ultrasonography-1**Chairpersons David Fielding / *Royal Brisbane Hospital, Australia*
Koichi Yamazaki / *Hokkaido University School of Medicine, JAPAN*

- S3-1 The Role of Bronchoscopy in Peripheral Lesions of the Lung Heinrich D. Becker(Germany)
* Invited Presenter
- S3-2 Transbronchial Biopsy using Endobronchial Ultrasonography with a Guide-Sheath and Virtual Bronchoscopic Navigation Hajime Asahina (Japan)
- S3-3 Benefits supplied by Endobronchial Ultrasonography (radial probe) for lung cancer patients Noriaki Kurimoto (Japan)
- S3-4 EBUS in Australia- Results of EBUS GS and EBUS TBNA in a new service David Ivor Fielding (Australia)

P47 9:35-10:50**Symposium 4:
Endobronchial Ultrasonography-2**Chairpersons Heinrich Becker / *Thoraxklinik Heidelberg, Germany*
Noriaki Kurimoto / *St. Marianna University School of Medicine, JAPAN*

- S4-1 Transbronchial needle aspiration cytology under real-time endobronchial ultrasonographic guide for the undiagnosed cases of mediastinal and hilar lymphadenopathy Masaki Fujita (Japan)
- S4-2 Airway wall thickness assessed by endobronchial ultrasonography (EBUS) Toshiyuki Kita (Japan)
- S4-3 Which area in a metastatic lymph node of lung cancer should I puncture by transbronchial needle aspiration? Noriaki Kurimoto (Japan)
- S4-4 Clinical usefulness of the radial type EBUS for central airway Taeko Shirakawa (Japan)
- S4-5 EBUS-TBNA for Lymph Node Staging of Lung Cancer - Comparison with Positron Emission Tomography and Computerized Tomography Kazuhiro Yasufuku (Japan)
- S4-6 Optical Coherence Tomography in the Diagnosis of Trachio-Bronchial Lesions; preclinical study and clinical experiences-a preliminary report Masahiro Tsuboi (Japan)

P53 10:50-12:05**Symposium 5:
Endobronchial Therapies**Chairpersons Felix J. Herth / *Thoraxklinik University of Heidelberg, Germany*
Yoichi Watanabe / *Okayama Red Cross General Hospital, JAPAN*

- S5-1 The Use of Bronchoscopic guidance during Ciaglia Blue Rhino Percutaneous Dilational Tracheostomy in Obese Patients Chung-Jen Huang (Taiwan)
- S5-2 Bronchoscopic Lung Volume Reduction with EWS Yoichi Watanabe (Japan)
- S5-3 Efficacy of bronchial occlusion with EWS on pyothorax with bronchial fistula Tomoko Fukuda (Japan)
- S5-4 Bronchial occlusion with EWS Shinobu Hosokawa (Japan)
- S5-5 Use of Endobronchial balloon blockade in the control of massive hemoptysis: A Retrospective Review of 249 patients Edmund Empaces Villaroman (Philippines)
- S5-6 Flexible Bronchoscopic Removal of Airway Foreign Bodies in Children. Noriaki Tezuka (Japan)

Day 2 November 27**Room F (302)**

P59 13:00-14:15 Symposium 6: Airway stenosis / Stenting-1	Chairpersons Teruomi Miyazawa / <i>St. Marianna University, School of Medicine, JAPAN</i> Yuichi Takiguchi / <i>Chiba University, JAPAN</i>
--	--

S6-1	Evolution of tracheobronchial endosurgery in the last 25 years	Jean-Francois Dumon (France) * Invited Presenter
S6-2	Use of Silicone Stent in the Management of Post-tuberculosis Tracheobronchial Stenosis	Hojoong Kim (Republic of Korea)
S6-3	Restenosis and its Management after Metallic Stents Implantation in Benign Airway Stenosis.	Xiaopeng Yao (China)
S6-4	Clinical Evaluation of Stent Implantation for Tuberculous Tracheobronchial Stenosis	Qiang Li (China)
S6-5	Migration of the Choke Point after Stenting	Teruomi Miyazawa (Japan)

P64 14:15-15:15 Symposium 7: Airway stenosis / Stenting-2	Chairpersons Jean-Francois Dumon / <i>Hopital Sainte-Marguerite, FRANCE</i> Kazumitsu Ohmori / <i>Nihon University School of Medicine, JAPAN</i>
--	---

S7-1	Impact of Dynamic Tracheal Collapse on Cadiac Hemodynamics	Elamin Mahmoud Elamin (USA)
S7-2	Examination of the Usefulness of Expandable Metallic Stent in 104 Cases	Yoshifumi Hosokawa (Japan)
S7-3	Metallic Stent Placement under Direct Vision with a Flexible Bronchoscope of Large Diameter Channel	Yuichi Takiguchi (Japan)
S7-4	Tracheobronchial Stenting for Airway Complication due to Esophageal Cancer	Shigemi Ishikawa(Japan)
S7-5	A Study of the Silicone Stent Therapy Using a Rigid Bronchoscope	Hideki Miyazawa (Japan)

P69 15:15-16:30 Symposium 8: Endobronchial Therapies / Laser	Chairpersons Tetsuya Okunaka / <i>Center for Respiratory Diseases, Sanno Hospital, JAPAN</i> John F Beamis / <i>Lahey Clinic Medical Center, Tufts University School of Medicine, U.S.A</i>
---	--

S8-1	Photodynamic Therapy for Early Lung Cancer	Eric S. Edell (USA) * Invited Presenter
S8-2	Advances in Photodynamic Therapy for Central Type Early Superficial Squamous Cell Carcinoma of the Lung	Kinya Furukawa (Japan)
S8-3	Endobronchial Fluorescence Diagnosis and Photodynamic Therapy of Early Central Lung Cancer	Victor V. Sokolov (Russia)
S8-4	Endotracheal Tube Ignition during the Intratracheal Laser Treatment, followed by the Severe Airway Burn. -A case report	Teruya Komatsu (Japan)
S8-5	Telomerase expression in non-cancerous bronchial epithelia is a possible marker of early development of lung cancer	Yuka Matsuoka Miyazu (Japan)

Day 2 November 27**Room G (303)****P74 8:30-9:45****Symposium 9:**
Diagnostic bronchoscopy / AutofluorescenceChairpersons Stephen Lam / *British Columbia Cancer Agency & the University of British Columbia, CANADA*
Norihiro Ikeda / *International University of Health and Welfare, Mita Hospital, Japan*

- S9-1 Autofluorescence Bronchoscopy John F. Beamis, Jr. (USA)
* Invited Presenter
- S9-2 Color Fluorescence from Cancer Lesions: Takaaki Sasaki (Japan)
Improved Detection of Central Type Lung Cancer
- S9-3 The Utility of Autofluorescence Bronchoscopy for Early Detection of lung Cancer Yoshinori Aono (Japan)
- S9-4 Early detection of intraepithelial lesions of the bronchus using autofluorescence Norihiro Ikeda (Japan)
bronchoscopy
- S9-5 A novel Autofluorescence Imaging Bronchovideoscope System for the detection Kiyoshi Shibuya (Japan)
of preinvasive bronchial lesions and malignant lesions

P79 9:45-12:10**Symposium 10:**
Diagnostic bronchoscopy / Biopsy techniquesChairpersons Atul C. Mehta / *The Cleveland Clinic Foundation, U.S.A*
Yoshifumi Hosokawa / *Nihon University Nerima Hikarigaoka Hospital, JAPAN*
Masahiro Kaneko / *National Cancer Center, JAPAN*

- S10-1 Bronchoscopic biopsy techniques in diagnosis and staging of lung cancer Stefano Gasparini (Italy)
* Invited Presenter
- S10-2 Bronchoscopic Interventions in Early Diagnosis of Smear Negative Pulmonary H. J. Singh (India)
Tuberculosis
- S10-3 Evaluation of a Virtual Bronchoscopic Navigation System Fumihiko Asano (Japan)
for Pulmonary Peripheral Lesions
- S10-4 Angled forceps used for transbronchial biopsy in which standard forceps are Shinji Sasada (Japan)
difficult to manipulate: a comparative study
- S10-5 CT-guided transbronchial biopsy using an ultrathin bronchoscope with Naofumi Shinagawa (Japan)
virtual bronchoscopic navigation
- S10-6 Transbronchial Needle Aspiration (TBNA): Guidance with PET/CT Li-Han Hsu (Taiwan)
- S10-7 Improved diagnostic efficacy by rapid cytology test in fluoroscopy-guided Junji Uchida (Japan)
bronchoscopy
- S10-8 Safety of Bronchoscopic Investigation in Asthma Akihiro Takemasa (Japan)
- S10-9 SEREX Analysis of IPF Patients Demonstrated Autoantigens Reacted Katsushi Kurosu (Japan)
with CD4 Positive T Cells in Bronchoalveolar Lavage Fluids
- S10-10 Infectious Diseases and Bronchial Bacterial Flora Hiroyuki Miura (Japan)
- S10-11 Bronchoscopic Evaluation of Adult Lung Diseases at Tertiary Care Hospital Narendra Bhatta (Nepal)
in Eastern Nepal.

Maximum attendants: 50

Course Director

Takehiko Fujisawa President APCB

Faculty

Felix Herth
Mark Krasnik
Noriaki Kurimot
Kazuhiro Yasufuku

Thoraxklinik Heidelberg, Germany
Gentofte University Hospital, Denmark
St. Marianna University School of Medicine, Japan
Chiba University Hospital, Japan

1. Lecture

Welcome and Introduction
Importance of Mediastinal Lymph Node Staging
Standard Techniques of Lung Cancer Staging
EBUS-TBNA (Instrument and Procedure)
EBUS-TBNA (Results)
Synthesis of the Available Data

Takehiko Fujisawa
Mark Krasnik
Felix Herth
Noriaki Kurimoto
Kazuhiro Yasufuku
Mark Krasnik

Break (10 min)

2. Hands-On Session

- (1) Training for getting through the pharynx and EBUS-TBNA with a Sakamoto model.
- (2) Q&A

3. Closing Remarks

Kazuhiro Yasufuku

◆ Layout